

READY BY 21 Webinar

Series:

Defining Readiness

June 29, 2010



Webinar Housekeeping



If you have not done so, please call in for the audio portion of the call.

800-505-4464 access code 889390

We will periodically pause for questions. Your phones will be muted to reduce background noise. Please press *6 to unmute your phone at the designated times to ask your question. You may also submit your questions and comments using the chat feature.

The slides have been uploaded to the website in case there are any technical difficulties.



- Nonprofit, nonpartisan “action tank” dedicated to helping communities and the nation make sure all young people are Ready by 21 -- ready for college, work and life.
- Working in partnership with the government, business, education and nonprofit sectors, we provide a framework, coaching and tools for leaders who care about youth.
- **Our Mission:** To create powerful opportunities and incentives for youth and adult leaders to think differently, act differently and act together because they are:
 - linked by core beliefs about what is needed,
 - guided by a shared sense of accountability,
 - girded by compelling data, and
 - driven by a common desire to ensure that all children, youth, families and communities have the supports and opportunities they need to succeed.

Ready by 21 National Partnership



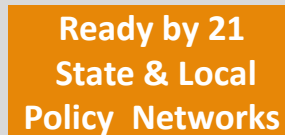
**Founder &
Managing Partner**



Signature Partner

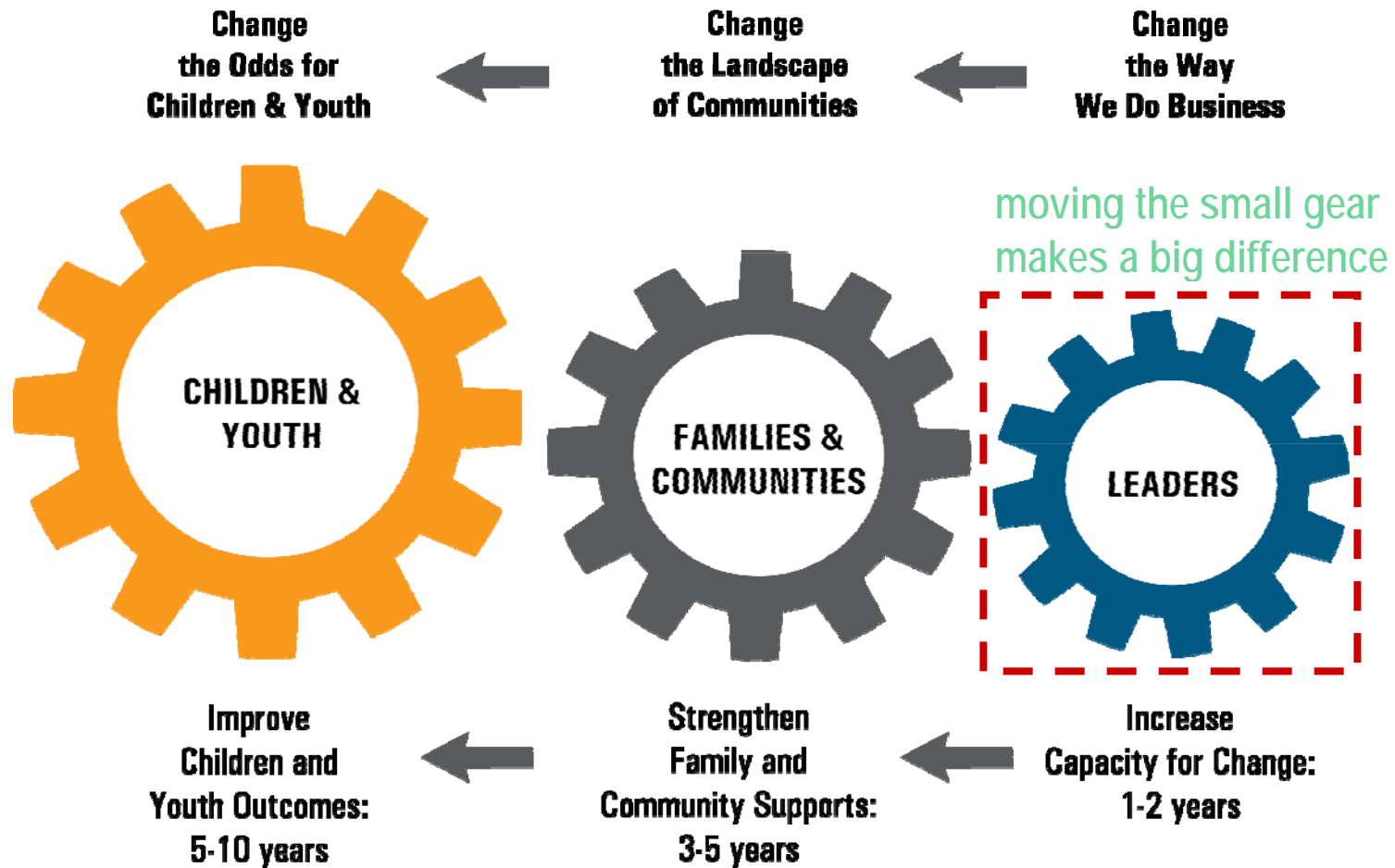


Mobilization Partners



Technical Partners

Leaders – change-makers – are the pivot point of the Ready by 21 approach



TODAY'S AGENDA



- Why Readiness?
- Promoting Readiness
- Defining Readiness
- Discussion



WHY READINESS?

Ensuring All Young People are Ready for College, Work and Life



1- Problem free is not fully prepared

2- Fully prepared is not fully engaged.

3- Academic competence, while critical is not enough.

4- Competence, while critical is not enough.

5- School, while critical, is not enough.

And

6- Work within our own systems, while essential, is not enough.



Quick Poll- Based on your perceptions, how many young adults (18-24) are doing well in your community?

A: 0-25%

B: 26-50%

C: 51-75%

D: 76-100%

Researchers Gambone, Connell & Klem (2002) estimate that only 4 in 10 young people are doing well in their early 20s.



2 in 10


22% are doing poorly in two life areas and not well in any

- **Productivity:** High school diploma or less **plus** unemployed **or** on welfare
- **Health:** Poor health, bad health habits, unsupportive relationships
- **Connectedness:** Commit illegal activity once a month



4 in 10

35% are doing okay – doing poorly in no more than one life area and doing well in at most one – and doing okay in the rest



4 in 10

43% are doing well in two life areas and okay in one

- **Productivity:** Attend college, work steadily
- **Health:** Good health, positive health habits, healthy relationships
- **Connectedness:** Volunteer, politically active, active in religious institutions, active in community

What Research Tells Us



The National Research Council List

- Physical and Psychological **Safety**
- Appropriate **Structure**
- Supportive **Relationships**
- Opportunities to **Belong**
- Positive **Social Norms**
- Support for **Efficacy** and **Mattering**
- Opportunities for **Skill-Building**
- Integration of **Family, School** and **Community** Efforts
- Basic Services (implied)

America's Promise Five Promises

SAFE PLACES

CARING ADULTS

**OPPORTUNITIES
TO HELP OTHERS**

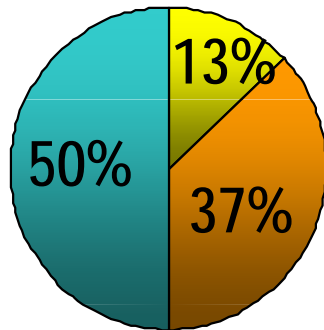
EFFECTIVE EDUCATION

HEALTHY START

One Third of 6-17 Year Olds Lack the Supports They Need

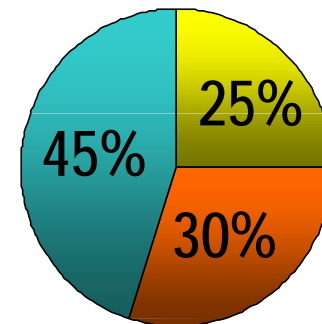


- According to the America's Promise Alliance National Promises Survey, only 31% of 6-17 year olds have at least 4 of the 5 promises. 21% have 1 or none.
- The likelihood of having sufficient supports decreases with age



6 – 11 Years Old

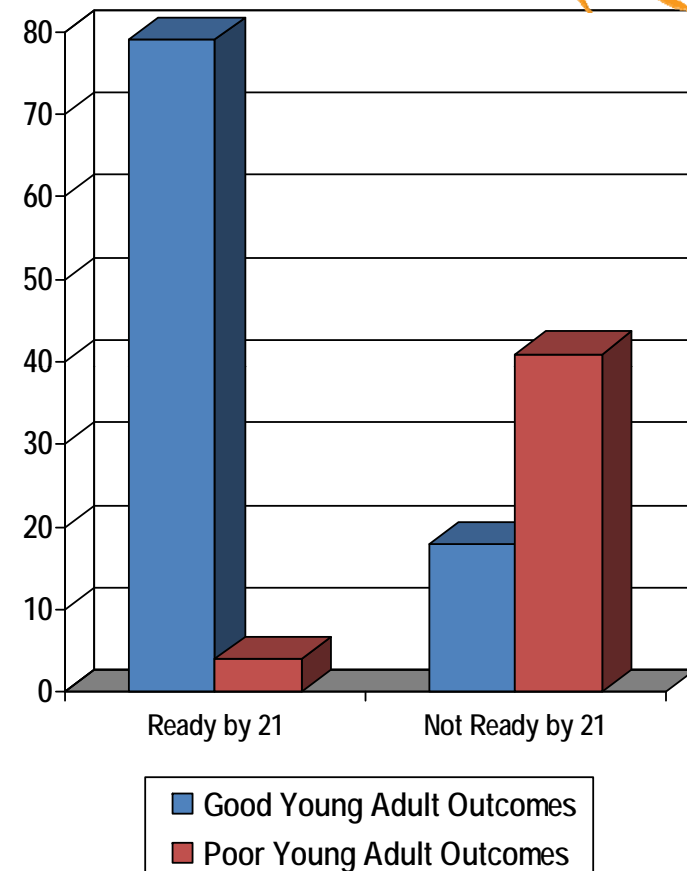
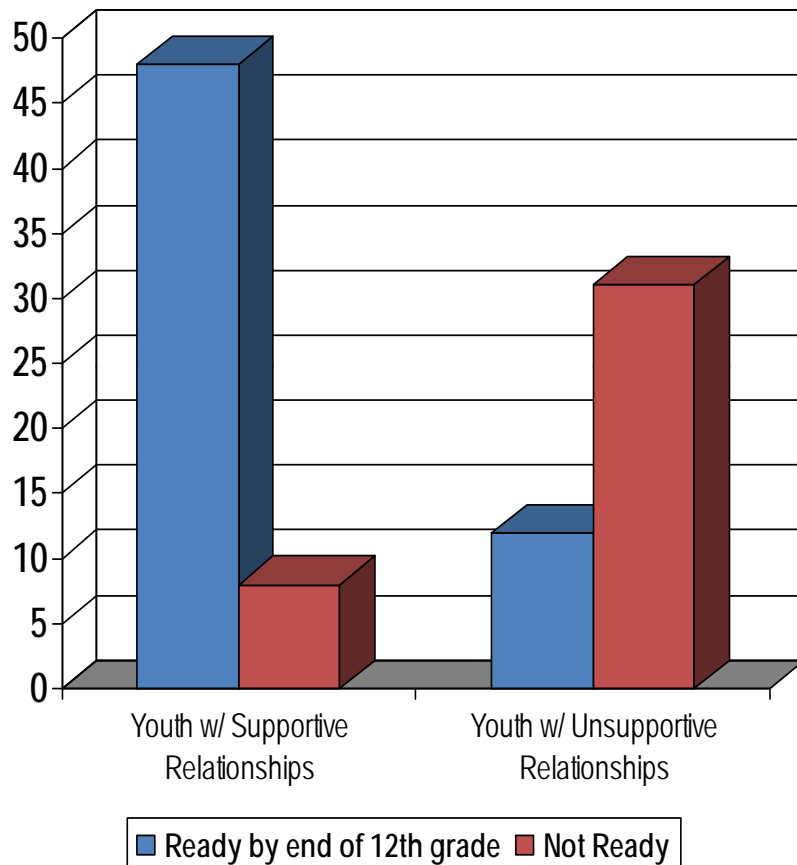
- 37% of 6-11 year olds have at least 4 promises;
- 13% have 1 or none.



12 – 17 Years Old

- Only 30% of 12-17 year olds have at least 4;
- 25% have 1 or none.

Do these supports really make a difference?
Even in adolescence? **ABSOLUTELY**



*Gambone and colleagues show that youth with supportive relationships as they enter high school are **5 times more likely** to leave high school well-prepared than those with weak relationships. These students are then **4 times more likely** to be doing well as young adults.*

Providing These Supports *CAN* Change the Odds



Gambone/Connell's research suggests that if all young people got the supports they needed in early adolescence, the picture could change...

from 4 in 10
doing well



to 7 in 10
doing well





Quick Poll- Based on your perceptions, how many young people age 18-24 are ready for work in your community?

A: 0-25%

B: 26-50%

C: 51-75%

D: 76-100%

New Employer Survey Finds Work Skills in Short Supply Even for HS Grads

Employers ranked 20 skill areas in order of importance. The top skills fell into five categories:

- Professionalism/Work Ethic
 - Teamwork/Collaboration
 - Oral Communications
 - Ethics/Social Responsibility
 - Reading Comprehension
-
- 7 in 10 employers saw these skills as critical for entry-level high school graduates
 - Employers reported that 4 in 10 high school graduates were deficient in these areas

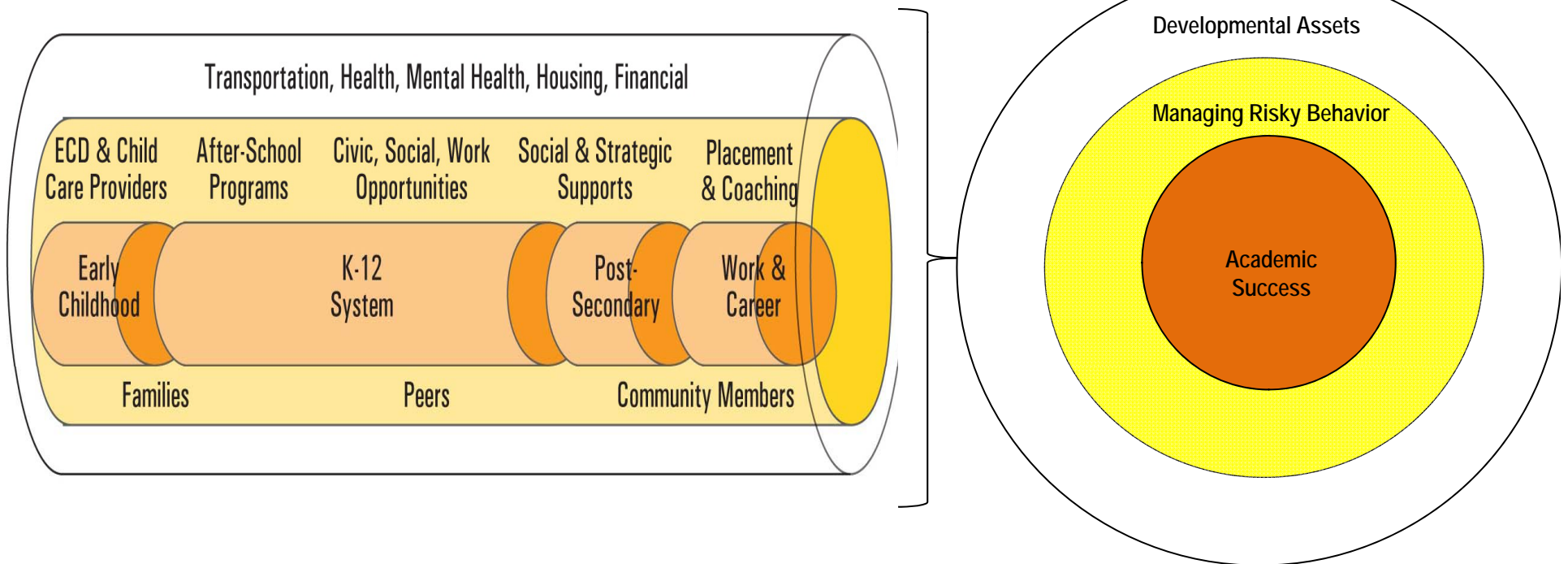


PROMOTING READINESS



The Developmental Pipeline

Readiness for College, Work and Life





DEFINING READINESS



Quick Poll- What is your familiarity with Search Institute's 40 Assets?

A: No or limited experience

B: Moderate experience

C: Significant experience

D: My community uses the 40 Assets framework

How is Readiness Defined?



	ACT	SEARCH	CVWF	Partnership for 21 st Century	Gallup	College Board	Campaign for the Civic Mission of Schools
Core Subjects & 21 st Century Thoughts	X	X	X	X		X	X
Life & Career Skills/Traits		X	X	X	X		X
Learning & Innovation Outcomes		X	X	X	X	X	X
Information, Media & Technology Skills			X	X		X	X



Quick Poll- Are you familiar with the
the Gallup Student Poll?
Yes or No



Quick Poll- Has your community participated in the Gallup Student Poll?

Yes or No

Gallup Student Poll Finding:

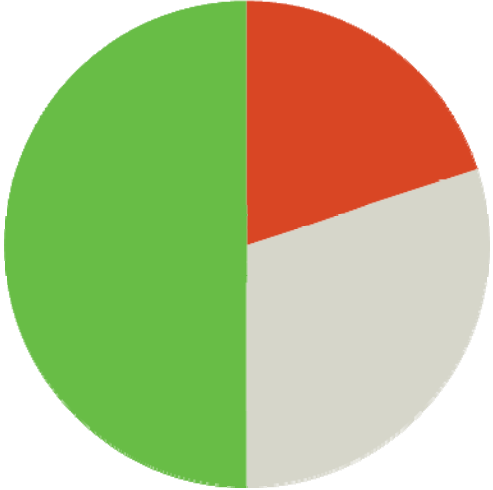


Only 1 in 4 students is hopeful,
thriving and engaged in school.

Gallup Student Poll Indices

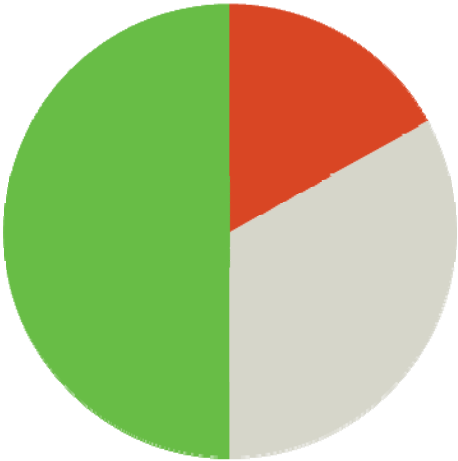


Engagement



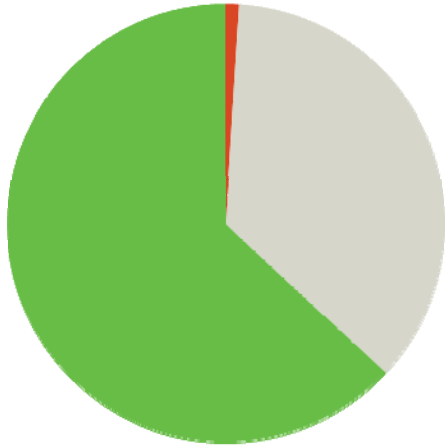
- Engaged – 50%
- Not Engaged – 30%
- Actively Disengaged – 20%

Hope



- Hopeful – 50%
- Stuck – 33%
- Discouraged – 17%

Well-Being



- Thriving – 63%
- Struggling – 36%
- Suffering – 1%

Why should we care?

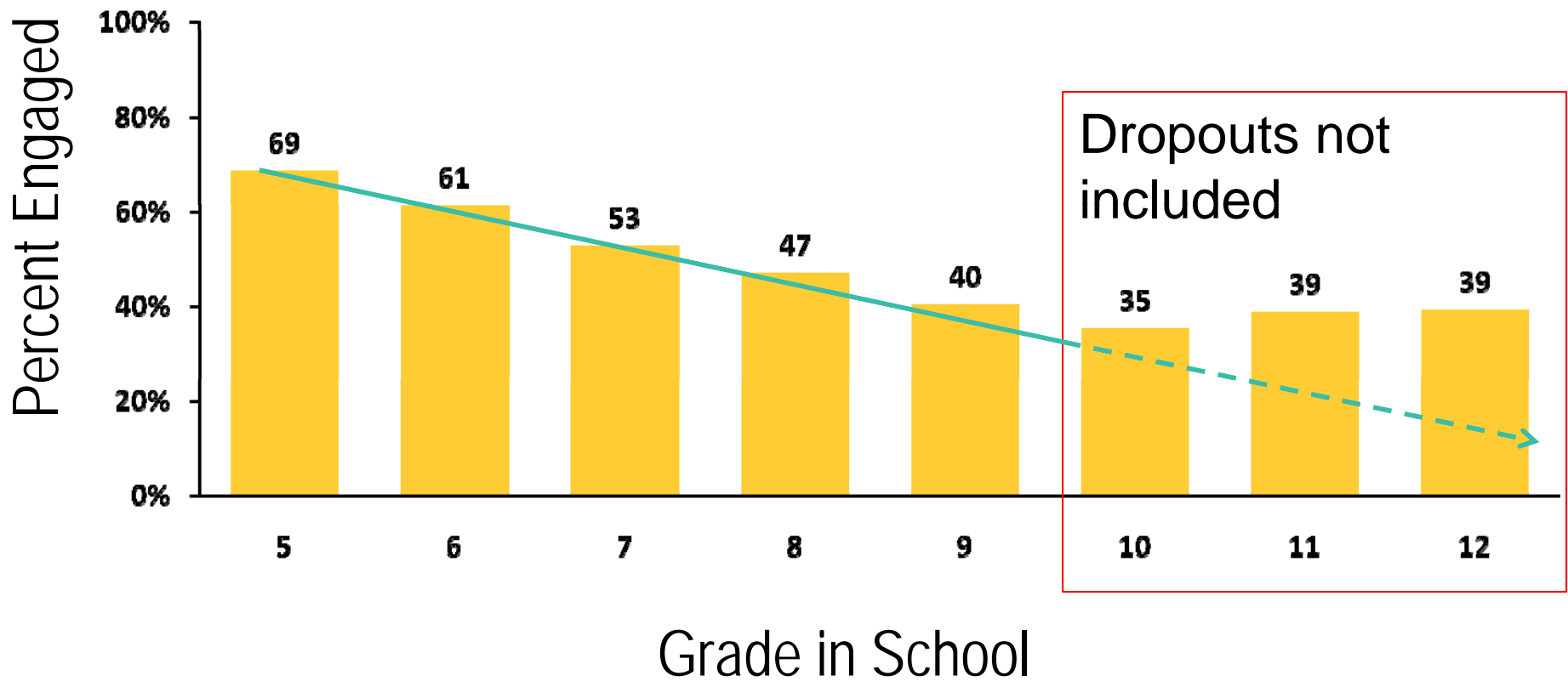


Hope predicts college GPA and retention over and above HS GPA and ACT/SAT

Engagement distinguishes between high performing & low performing schools

Well-Being drives academic and vocational success

All of these indices decrease by grade.
But they don't have to.



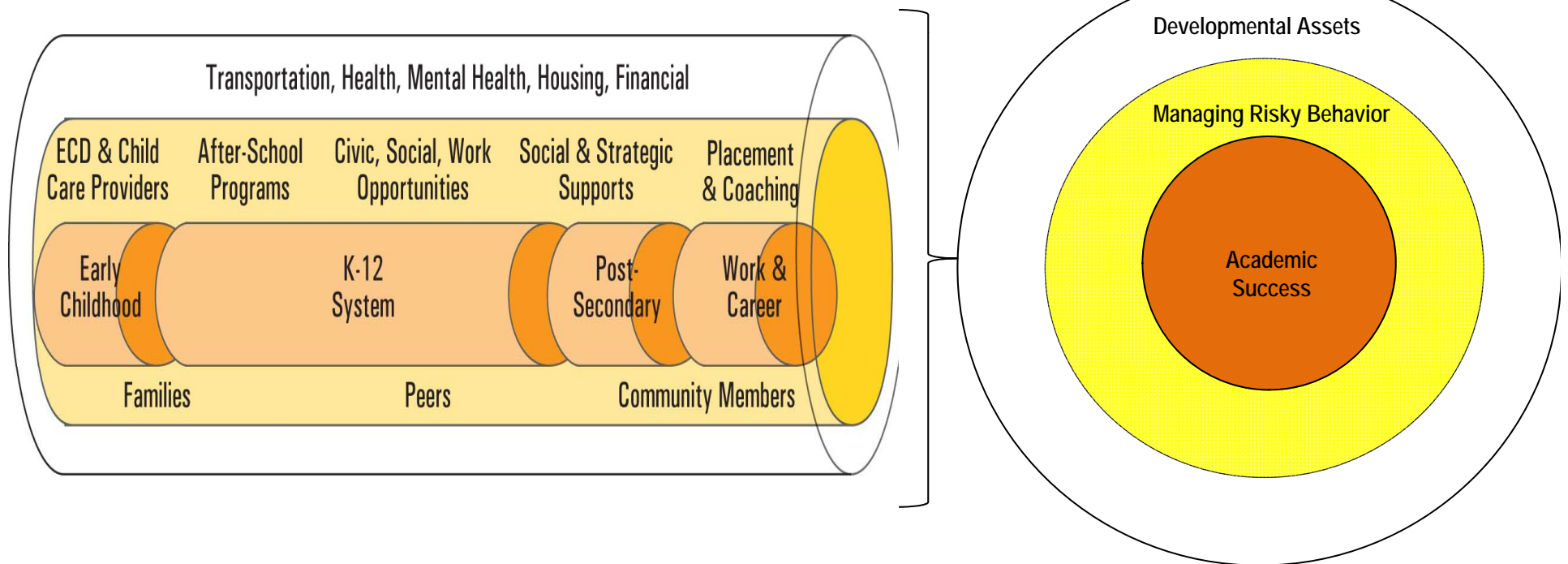


Quick Poll- Are you interested in learning more about the Gallup Student Poll?
Yes or No



The Developmental Pipeline

Readiness for College, Work and Life





There Are So Many Areas in Which the Ready by 21 Partnership Can Provide Information, Advice and Incentives

Visit us at Readyby21.org

HELP

You get further with targeted tools & capacity-building services that ensure that you can Check Yes on the Leadership Standards check-list below.

Build Broader Partnerships	Set Bigger Goals	Use Better Data & Information for Decision-making	Implement Bolder Strategies
<ul style="list-style-type: none"> <input type="checkbox"/> Involved key stakeholders? <input type="checkbox"/> Strengthened, linked & aligned coalitions and networks? <input type="checkbox"/> Created or supported the development of an overarching leadership council? 	<ul style="list-style-type: none"> <input type="checkbox"/> Established goals for children & youth that really reflect what we know about how they develop and learn? <input type="checkbox"/> Defined the essential supports needed in order to establish clear goals for all families, settings & systems? 	<ul style="list-style-type: none"> <input type="checkbox"/> Adopted a data driven decision-making process? <input type="checkbox"/> Identified & filled information and data gaps and connected data across systems and levels? <input type="checkbox"/> Brought the best information about what works into the decision-making process? 	<ul style="list-style-type: none"> <input type="checkbox"/> Improved the quality, reach & coordination of programs, services and systems? <input type="checkbox"/> Engaged youth & families as change makers? <input type="checkbox"/> Aligned policies & prioritized the use of resources? <input type="checkbox"/> Increased public demand for quality supports & clear results?

Webinar Schedule



<http://forumfyi.org/readyby21/start#tools>

Please contact Ian Faigley at ian@forumfyi.org for more information about these offerings.

Ready by 21 Trainings and Institutes



- The Forum offers quarterly Ready by 21 Institutes in Washington, DC and across the country. The Institutes are attended by national partners, local changemakers, and others committed to improving the odds for youth.
- The next Institute will be in August in Washington, DC.
- Please contact Kiley Bednar at kiley@forumfyi.org for more information.

Sample Ready by 21 Training Agenda



- **Day One**

- **THE CHALLENGE**

- **8:30** Welcome & Overview
- **9:00** Identifying the Entry Points for Ready by 21

- **TAKE AIM**

- **KEY COMPONENTS OF READY BY 21**

- **10:15** Common Terms

- **TAKE STOCK**

- **11:15** An Actionable Vision & Balanced Set of Indicators
- **1:00** Counts, Baselines, Benchmarks

- **TARGET ACTION**

- **2:45** Priority Areas & Action Plan
- **4:00** Teeing up Tomorrow (Precision Tools & Entry Points)

- **Day Two**

- **PRECISION TOOLS & RESOURCE TRACK PROGRESS**

- **8:30** Breakfast – Reflections on Day One
- **9:00** Integrated Tracking Systems
- **10:15** Exploring the Precision Tools

- **TAKING READY BY 21 HOME**

- **12:30** Applying Ready by 21 in Your Work – Revisiting the Entry Points
- **2:30** **Adjourn**

The Forum for Youth Investment

www.forumfyi.org

Ready by 21

www.readyby21.org

