

Achieving Youth Program Goals through Continuous Quality Improvement

Michigan 21st CCLC Summer Institute
August 26–27, 2024



Weikart Center Support Team



Edgar Gomez
Learning & Development Specialist
edgar@forumfyi.org

Leah Wallace
Learning & Development Specialist
leah@forumfyi.org

Lisa Rice
Senior CQI Specialist
lisa@forumfyi.org

Brook Trejo
YPQ Specialist

New Learning & Development Specialist

The Forum envisions a world in which
**All young people reach their fullest potential—
in education, work, and life**



Today's Objectives

- Review why program quality matters and how continuous quality improvement can support your program goals.
- Discuss the different roles and responsibilities within a continuous quality improvement system so you can plan for the year.
- Review the calendar of events and deadlines for the program year.



ENERGIZER: Great to meet-cha!



Check out the *Building Community* guidebook for games that work as *energizers* to try out in your program!



Why are you here?

What do you love about working with or for young people?

What inspires you to do your best work each day?

What is **YOUR** why?





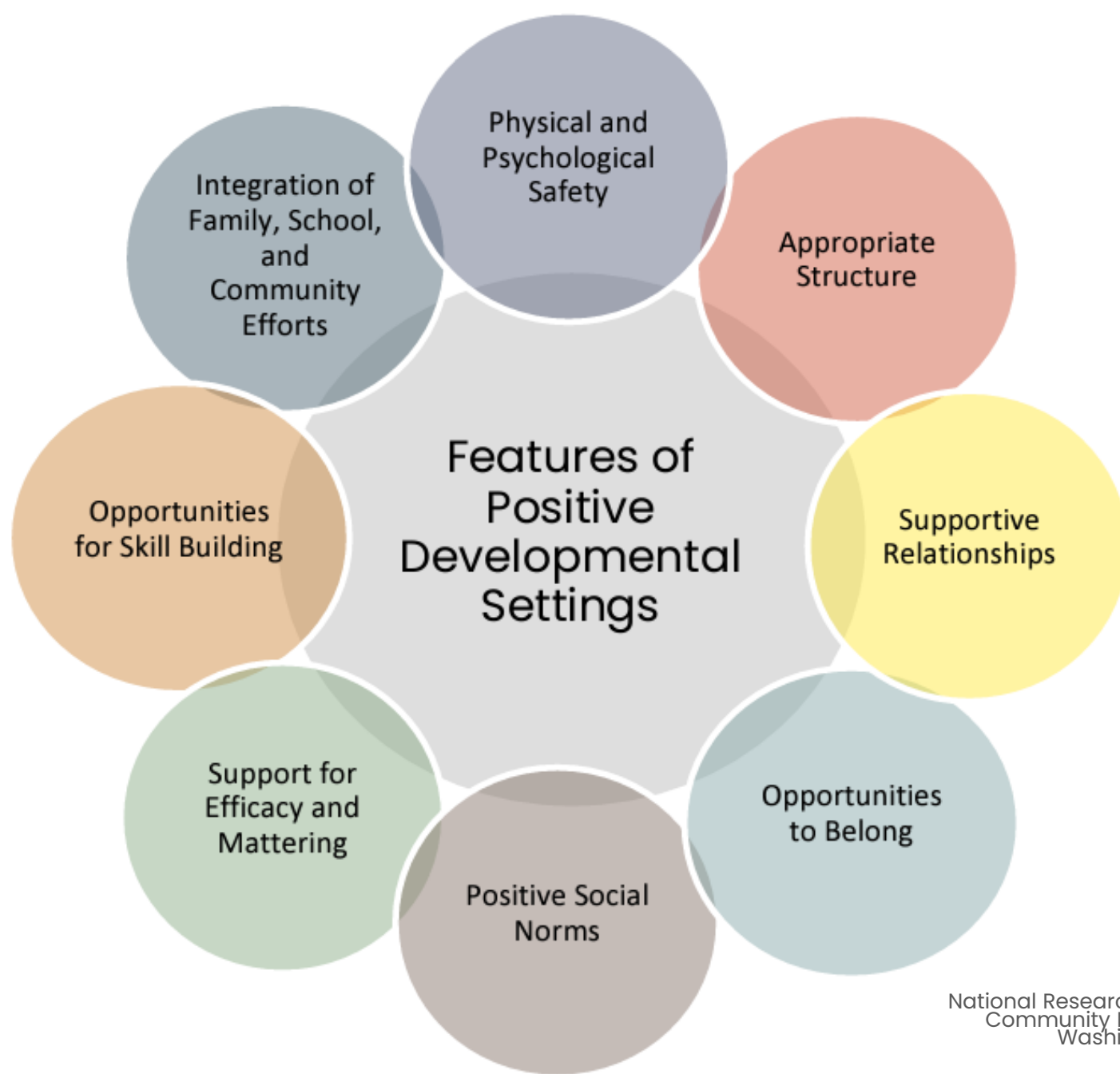
Why Quality Matters



Landing Activity: A Vision for Youth

At your table, draw an outline of a young person, then decorate that outline with images that communicate:

- What do you want young people to achieve in your program?
- What skills do you want them to gain?
- What experiences do you want them to have?
- How do you want them to feel?

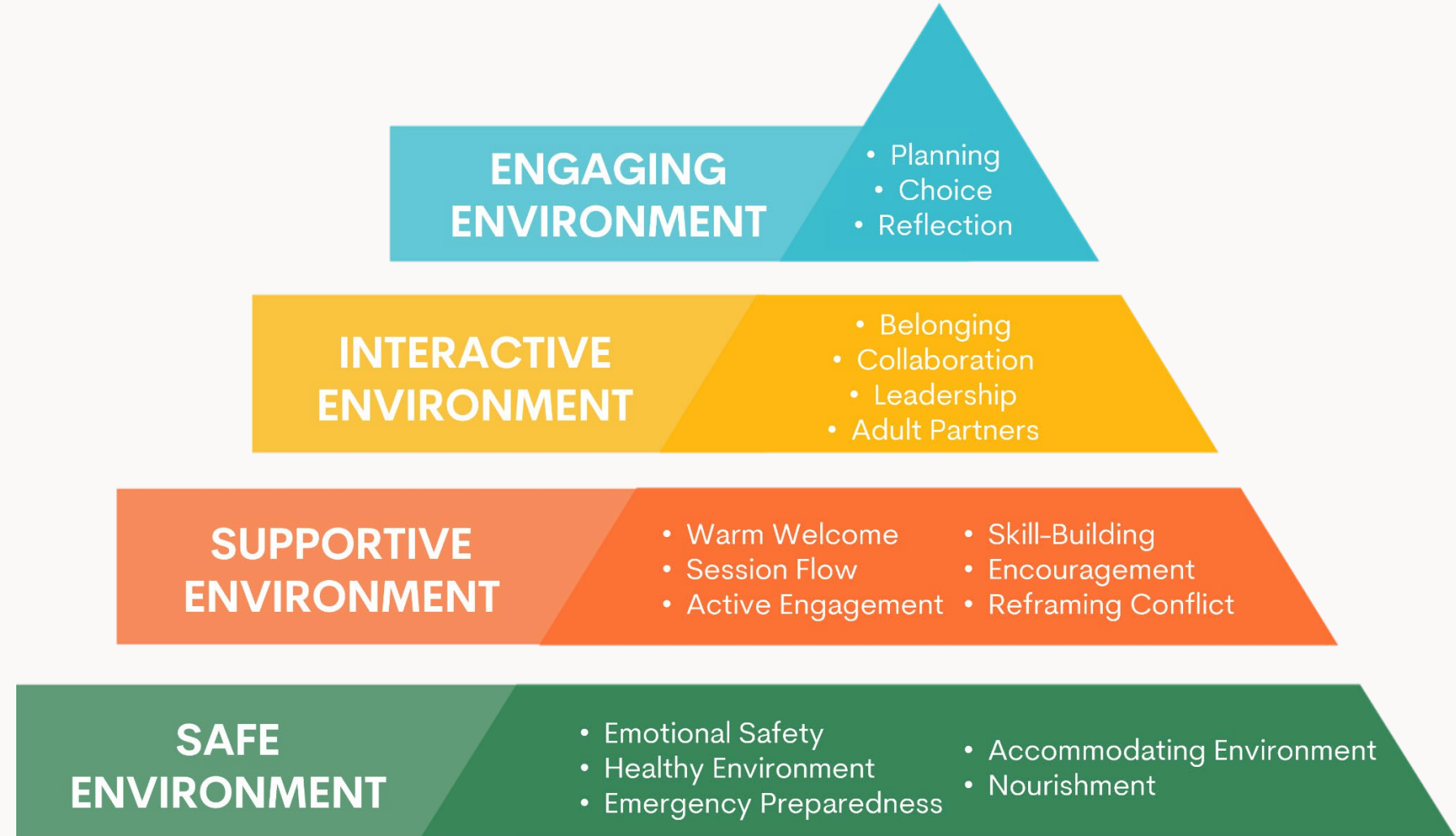


**Quality is
more than
CONTENT**

National Research Council and Institute of Medicine. 2002.
Community Programs to Promote Youth Development.
Washington, DC: The National Academies Press.

Learning Environment Quality is Linked to Skill Growth

Through Defined, Observable Practices



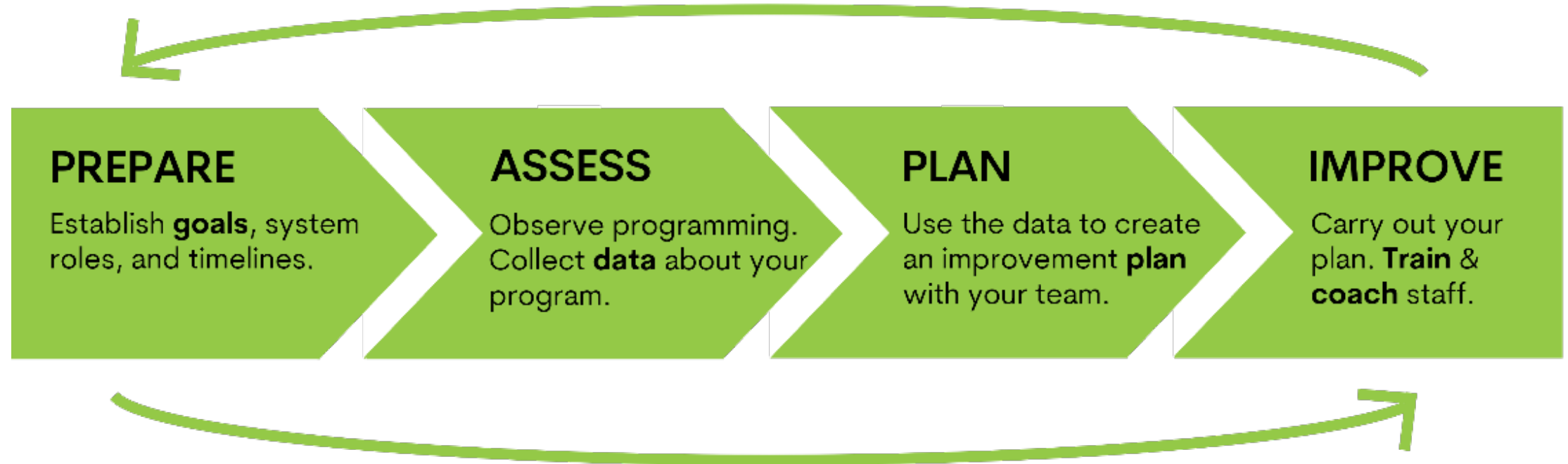
The Parallel Process



Introduction to Continuous Quality Improvement




Youth Program Quality Improvement (YPQI)



Before we move on...



Think back to your “why” – why you’re here and why you work with young people.



How can continuous quality improvement support you to reach your “why?”



Jot down on a post it note or share with a colleague near you.



PREPARE



ASSESS

- The PQA allows you to observe what is happening in your program.
- Assessment is a team effort.
- The focus is on improvement and support, not evaluation.



PLAN

- Looking at the results of your assessment gives you a chance to make concrete plans.
- What are your program strengths?
- What do you want to improve?



IMPROVE

- During the improve phase you will implement your plans.
- Thinking about:
 - What kind of professional development do you need?
 - What resources can you leverage, or do you need?



1. Site teams observe programming and create PQA scores based on those observations.
2. Look at the data collected and identify areas for improvement. Then create an improvement plan.
3. Implement the improvement plan through professional development, curriculum changes, etc.

THEN REPEAT!

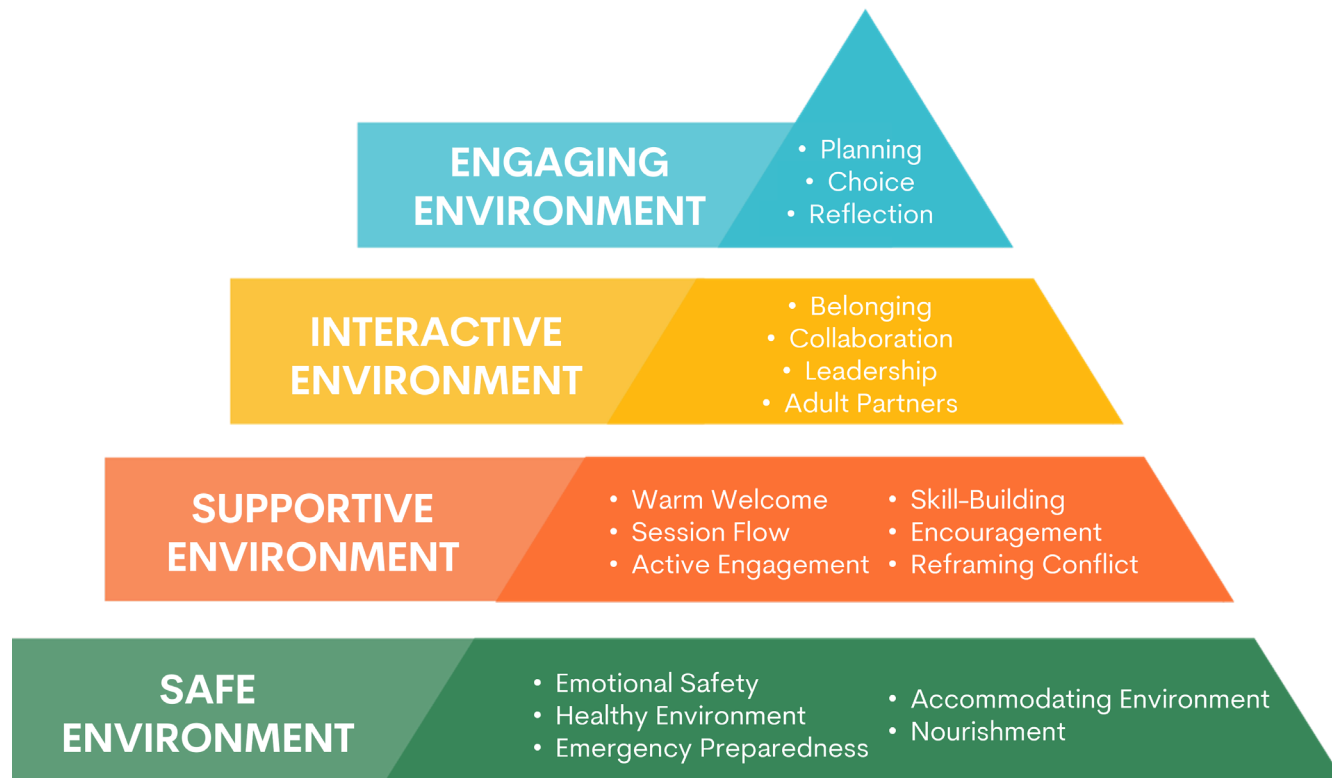


Program Quality Assessment

The image displays three overlapping assessment forms, each with a distinct color scheme and a grid of colored squares at the top and bottom. The forms are:

- YOUTH PROGRAM ASSESSMENT** (Pink background): The top grid consists of 8 squares in various shades of pink and red. The form includes fields for Organization name, Site/program name, Name(s) of program offering(s) observed, and Date of observation.
- SCHOOL-AGE PROGRAM ASSESSMENT** (Purple background): The top grid consists of 8 squares in various shades of purple. The form includes the same fields as the Youth form.
- SOCIAL AND EMOTIONAL LEARNING PROGRAM QUALITY ASSESSMENT** (Orange background): The top grid consists of 8 squares in various shades of orange and brown. The form includes the same fields as the other two.

Each form has a large title at the top, followed by the subtitle "PROGRAM ASSESSMENT". The fields for data entry are located below the title and subtitle, and are separated by horizontal lines. The bottom of each form features a grid of colored squares, matching the color scheme of the form's background.



- Find an item that looks like it is already routine practice in your program. Celebrate!
- Find an item that feels within reach for all staff members but might take some practice.
- Find an item might be out of reach without training or dedicated resources.
- Share with a partner!

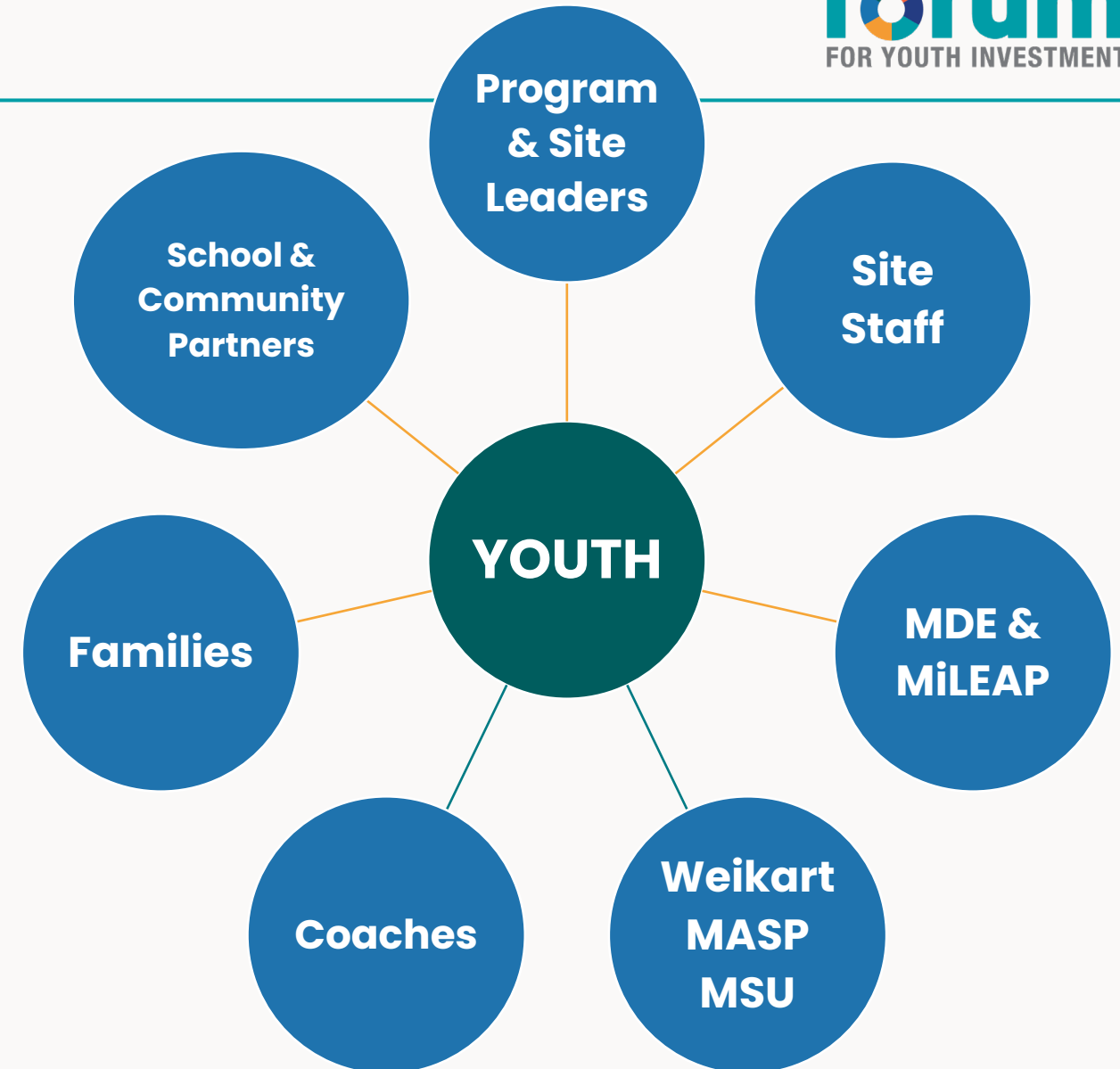




CQI Roles & Responsibilities

CQI Roles: A Team Effort!

- **Network team** (MiLEAP/MDE/MASP/MSU/Weikart/Coaches) supports the CQI system.
- **Program and Site Leaders** (Site Coordinator/Project Director) leads the program through CQI.
- **Site Staff** participate in CQI to support assessment, goal setting, and enact improvements.
- **Families, Schools and Community Partners** may not be directly involved in CQI efforts but are important stakeholders in program. Consider what their involvement might look like.
- **Youth** are at **the center of this work!** Consider what their engagement means and could look like.



Your Weikart Coaches!

- Are here to support high quality programming!
- Coaches provide a menu of services at both the project and site level including on-site coaching, in-person workshops and guidance around the CQI process.



Who's My Coach

Open (Formerly Tay)		Leah	Edgar
Battle Creek	Edgar	Clare-Gladwin RESD	ACCESS
Boys & Girls club of Muskegon Lakeshore	Edgar	Community Foundation of Greater Flint	BHK
Godfrey-Lee	Leah	Genesee Intermediate School District	Dearborn Academy
Grand Rapids	Leah	Highfields	Pontiac
Kalamazoo	Edgar	SEEDS	True North
Kentwood	Leah	Shelby	Wayne Metro
Muskegon	Leah	Wayne State	EMU Bright Futures
			Detroit African Youth Development Organization




2024–2025 Program Quality Calendar

2024–2025 Calendar

September 2024	Site Teams Attend PQA Basics
October 2024	Begin PQA Self Assessments
December 6, 2024	PQA Data Due
January 2025	Site Teams Attend Planning with Data
February 7, 2025	Improvement Plans Due





On three different Post-It notes **write down...**

- What did you know coming into today?
- What do you want to know, going into tomorrow?
- What did you learn today that you want to remember?

Post your notes on the chart paper before you leave!

Check out the *Planning and Reflection* guidebook for more reflection activities

Workshop Evaluation Survey

Workshop Type:

Other: MiLeap Kick Off

Date Workshop:

08/25/2024

How Delivered

Live In-Person

Facilitator(s):

Trainer:



Learning Objectives

- Why Quality Matters
- Intro to CQI
- CQI Roles and Responsibilities
- Program Calendar

<https://www.surveymonkey.com/r/YNFVSWQ>



.....

Edgar Gomez
Learning & Development Specialist
edgar@forumfyi.org

Leah Wallace
Learning & Development Specialist
leah@forumfyi.org

Lisa Rice
Senior CQI Specialist
lisa@forumfyi.org